

# XORAYA $\mu$ T-Z7



The XORAYA  $\mu$ T-Z7, based on the Xilinx Zynq® 7000 All Programmable SoC, is an ultra compact probe capable of taking data records of one or multiple automotive bus system. It can be used to extend the available log interfaces of XORAYA data loggers and in situations where measuring equipment needs to be placed close to the source.

A XORAYA data logger is able to configure, control and synchronise  $\mu$ T-Z7 probes via Ethernet interface. Log data is then transferred from probe to logger and either saved on the internal SSD, the additional device XORAYA external storage unit or a connected PC.

Currently available interfaces include HS CAN, CAN FD, FlexRay, RS 232 and LIN. All data is logged based on a precise, central timestamp with 100 ns resolution.

The front side contains the power supply port, control elements and several status LEDs. One connector, which can include multiple bus systems depending on the variable hardware configuration, is located on the back side as well as the 2-port Gigabit Ethernet switch used to connect to other XORAYA devices.

## Specifications

- Central 100 ns timestamp
- PLP (Probe Logger Protocol) for communication
- Download 800 Mbit/s
- Dimensions (H x W x D) 35 x 105 x 105 mm
- Temperature range -40 °C to +65 °C
- External operating voltage 6 V to 32 V
- Current consumption (standard mode) max. 850 mA (at 12 V)
- Current consumption (standby) max. 0.9 mA (at 12 V)
- Automatic sleep mode, wake up by CAN, FlexRay, RS-232, LIN, wakeline or trigger

## Record Mode

- Via Ethernet to XORAYA data logger

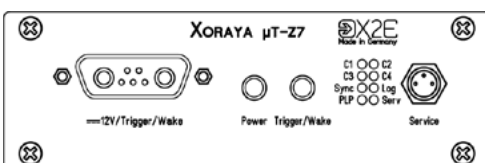
## Software

- XORAYASuite and XORAYASDK for Microsoft Windows

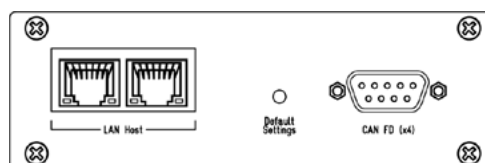
## Delivery Contents

- XORAYA  $\mu$ T-Z7
- Power supply cable
- Software
- Manual
- Cable set (optional)

## 4x CAN FD configuration example



Front view

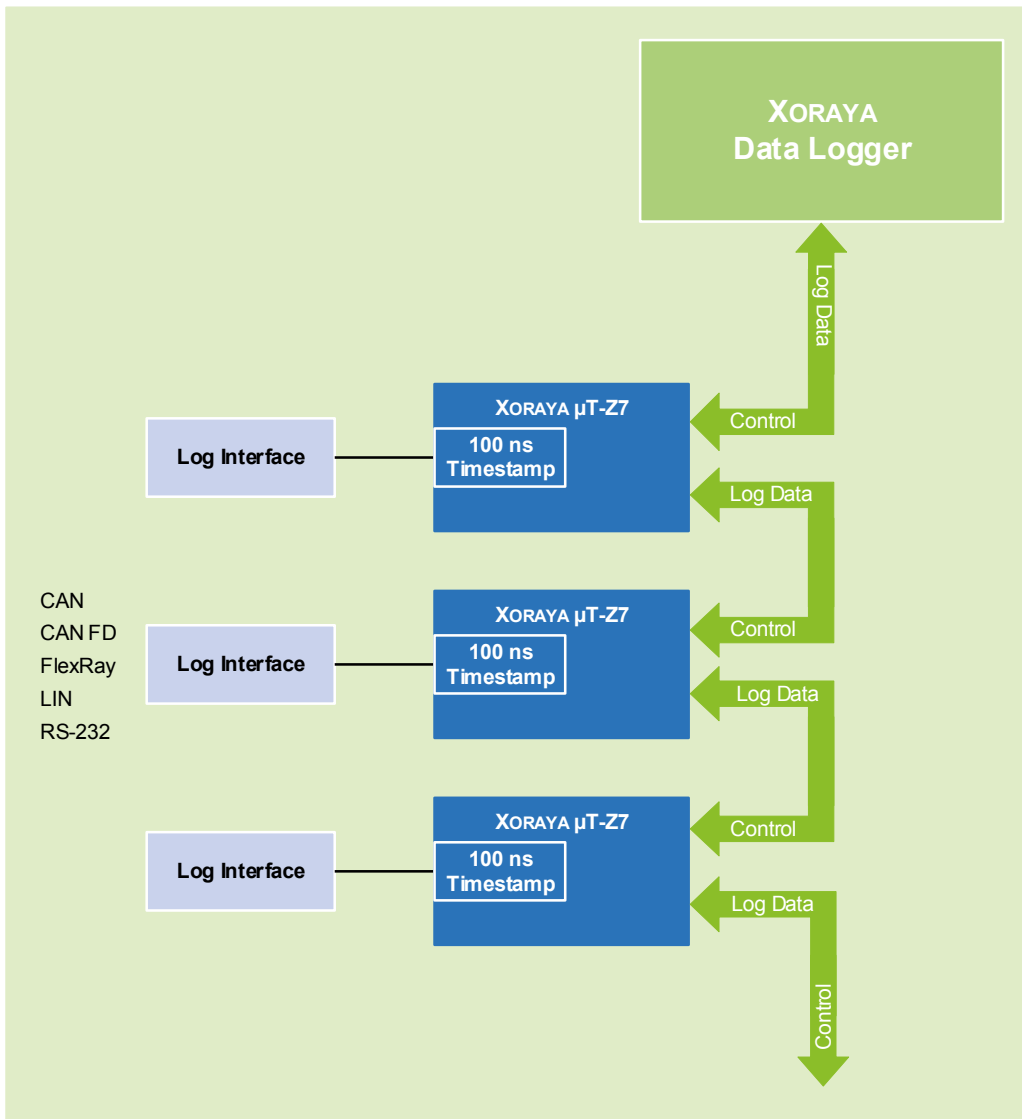


Back view

X2E Entwicklungszentrum  
Jahnstr. 2b  
76870 Kandell, Germany

Phone: +49 7275 9143-200  
Email: [xoraya@x2e.de](mailto:xoraya@x2e.de)  
Web: [www.x2e.de](http://www.x2e.de)

# XORAYA $\mu$ T-Z7



Block diagram

Available Configuration

**Configuration 1**

- 4 x CAN-FD
- 1 x LIN
- 2 x RS232

**Configuration 2**

- 4 x CAN-FD
- 4 x LIN
- 2 x FlexRay

Pictures may differ from actual device.



X2E Entwicklungszentrum  
 Jahnstr. 2b  
 76870 Kandell, Germany

Phone: +49 7275 9143-200  
 Email: xoraya@x2e.de  
 Web: www.x2e.de

